

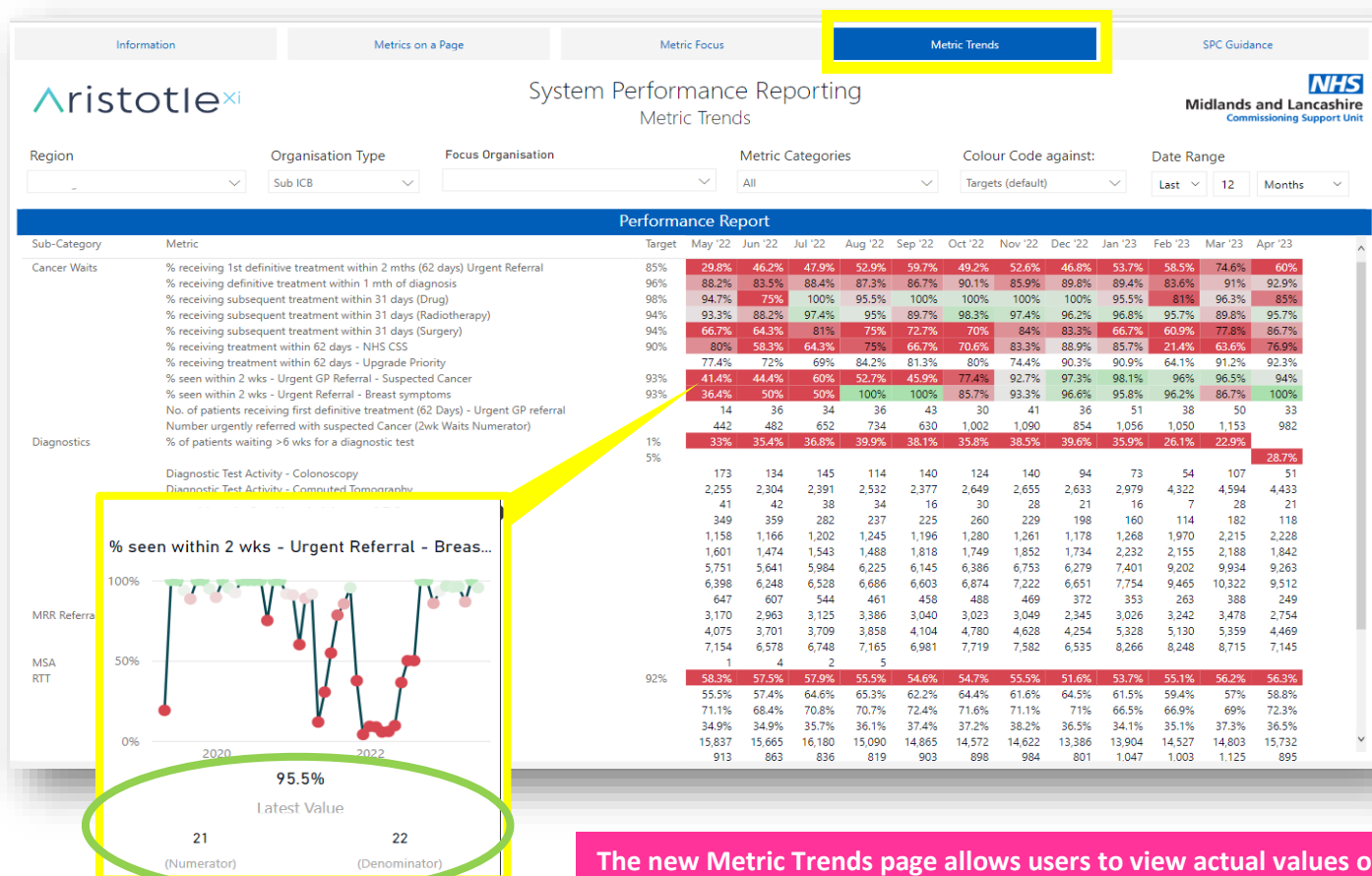
Product Release Notice - July 2023

ENHANCEMENT

Performance > System Performance Reporting

What's New? Latest Developments

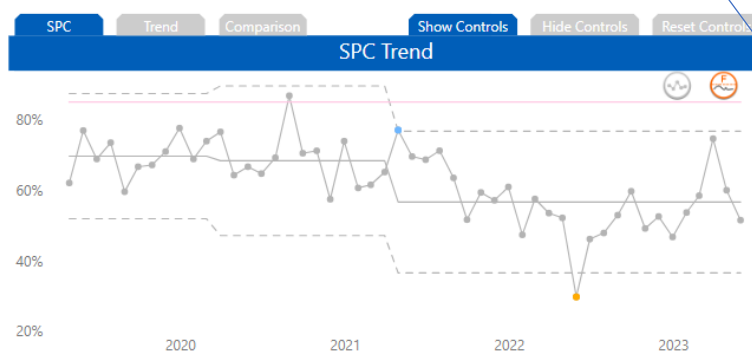
- Metric Trends Page
- Addition of Covid Data rebase to SPC Chart controls as per MDC recommendations
- Numerator & Denominator values added in tooltips across the dashboard
- Update to sub-ICB naming convention to now include the sub-ICB code
- New Metric: Number of Incomplete RTT Pathways waiting > 65 weeks



The new Metric Trends page allows users to view actual values over a longer period, whilst offering a view of all System Performance metrics or alternatively specific categories.

Auto apply Covid data rebase – SPC Chart on Metric Focus page

Covid Data rebase function

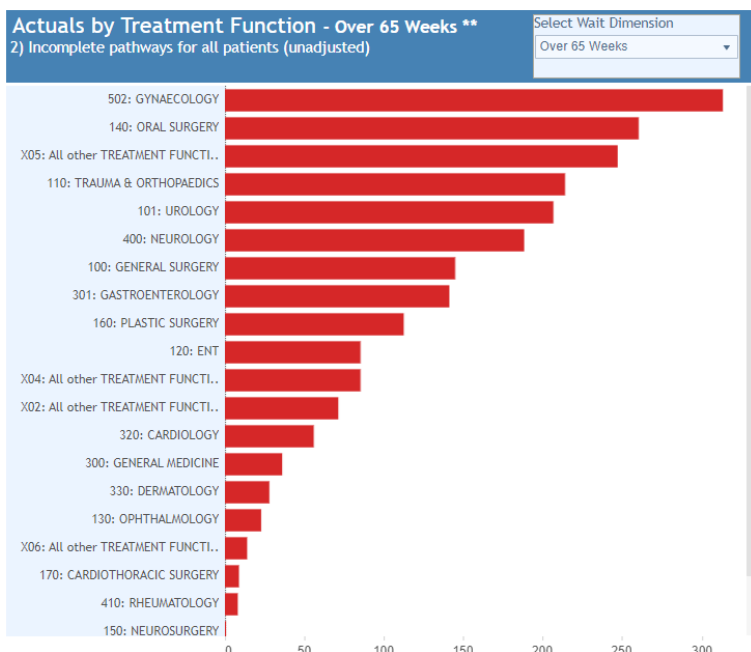


Date Range	Rebase 1	Rebase 2	Rebase 3
30/04/2019	31/05/2023	31 Mar '20	30 Apr '21
<p>Clear Covid Defaults*</p> <p>* NHS England, via the Making Data Count programme, have suggested March 2020 and April 2021 as potential process recalculation dates when reviewing data across the covid period. Setting the Covid defaults will set the first rebase point to 31st March 2020 and the second to 30th April 2021. As with all SPC decisions, you should check that the limits and calculations make sense in the context of the process you are monitoring.</p>			

We would love to hear your thoughts and views to help shape such future developments using our [feedback form](#).

ENHANCEMENT

Performance > Spotlight Reports NHS Constitution > Referral to Treatment



Both the Provider & Commissioner versions of these reports now include 65+ week waiters banding.

This is in addition to the Over 78 weeks and the Over 104 weeks targets, included in the reports recently.

The length of the RTT pathway is calculated as per the following national guidance:

https://www.england.nhs.uk/statistics/wp-content/uploads/sites/2/2021/05/Recording-and-Reporting-guidance-April_2021.pdf